

Annual Report
of the
Minnesota Legal History Project
for
2016
by
Douglas A. Hedin

Legal historian Stephen B. Presser credits Lewis Carroll for his decision to include pictures of the scholars profiled in his recent *Law Professors: Three Centuries of Shaping American Law* (West Academic Publishing, 2017): “I’ve always thought that Alice got it right when she regarded a book without pictures as useless, and hence the portraits which grace each chapter here.” Pictures are important features of some scholarly articles on the internet for another reason: they make those articles much easier to read online. Even articles posted on this website, whose audience is the general public, are easier to read online when the text is broken by a photograph of a lawyer or judge, a scan of a professional business card from a local newspaper, an advertisement for a candidate for a judgeship, a sample ballot, the ticket of a political party or the results of an election. Moreover, these illustrations sometimes reveal changes in the profession. They show, for example, that lawyers in the 1850s listed references on their business cards but those in the 1860s did not. And how election laws affected the way judges ran for re-election. In the 1930s and 1940s, incumbents on the Minnesota Supreme Court ran for re-election together regardless of the party of the governor who appointed them, and their joint advertisements had photos of each of them:

**PRESENT JUSTICES
SUPREME COURT of MINNESOTA**



**C. R.
MAGNEY**



**HARRY H.
PETERSON**



**THOMAS O.
STREISSGUTH**

Candidates to Succeed Themselves

Vote for These Three

Prepared and circulated in behalf of Associate Justices Harry H. Peterson, Saint Paul, C. R. Magney, Duluth, Thomas O. Streissguth, New Ulm, by The Lawyers' Volunteer Committee, Wm. H. Freeman, Chairman, John F. (Johnny) McGovern, Ira C. Oehler, Bergmann Richards, John A. Goldie, A. M. Clure, B. M. Heinzen, Vice Chairmen; Ray E. Cummins, Treasurer, and Jos. M. Donahue, Secretary, 1100 Minnesota Building, Saint Paul, Minnesota. Paid for at regular rates.

(1946)

Statistical tables for November 2016 (and two for December for comparison) follow. The number of “hits” on an educational website such as this is meaningless. More interesting are the lists of the most downloaded files and the numbers of “visitors” and the “page views.” These figures give some idea of the interests and the size of the audience of the MLHP. The “average” number of minutes spent by each visitor on the site is likely misleading (a viewer may be reading an article, leave it up on her screen while she goes out for lunch, and the “average” is skewed accordingly).

Table 1

Daily Visitors (November 1 -30, 2016)

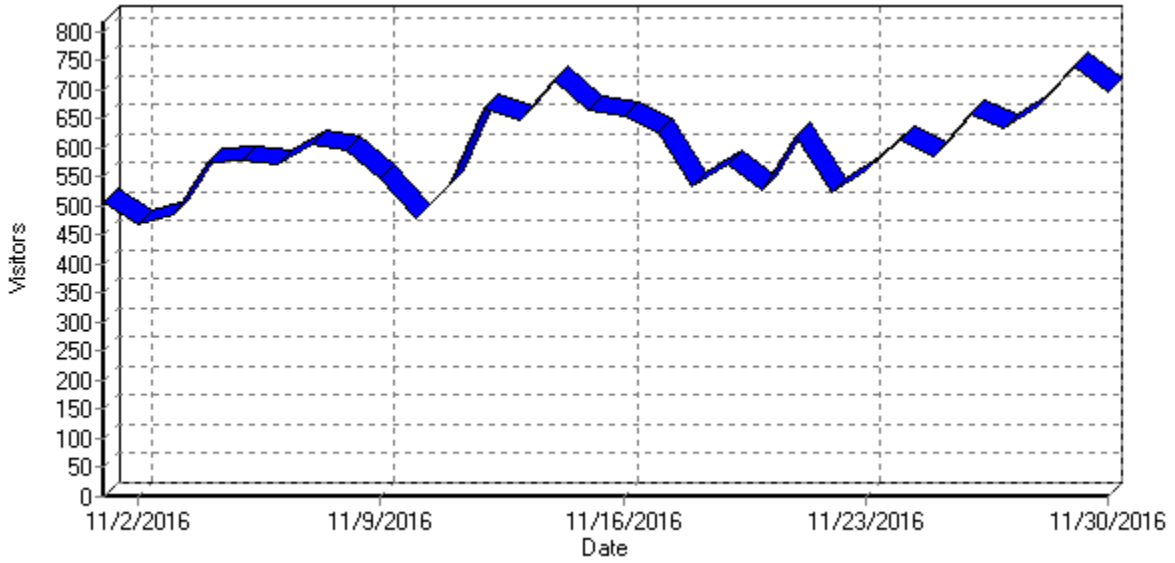


Table 2

Daily Visitors (December 3 -31, 2016)

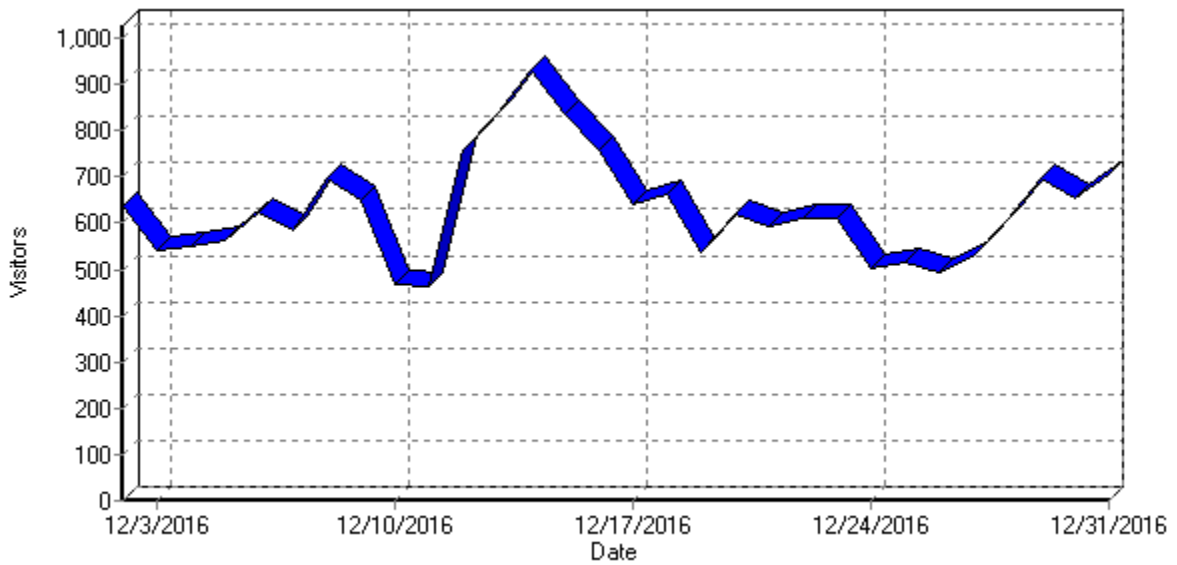


Table 3
Daily Activity
 (November 1 -30, 2016)

Date	Hits	Page Views	Visitors	Average Visit Length	Bandwidth (KB)
Tue 11/1/2016	1,360	355	506	04:31	0
Wed 11/2/2016	1,403	652	467	05:13	0
Thu 11/3/2016	2,366	1,281	487	09:13	0
Fri 11/4/2016	1,615	745	574	03:48	0
Sat 11/5/2016	1,527	780	578	03:39	0
Sun 11/6/2016	1,943	628	571	05:59	0
Mon 11/7/2016	1,417	548	607	03:40	0
Tue 11/8/2016	2,548	1,569	597	03:37	0
Wed 11/9/2016	2,512	1,240	547	10:26	0
Thu 11/10/2016	1,428	384	478	06:23	0
Fri 11/11/2016	1,514	585	536	04:56	0
Sat 11/12/2016	1,542	552	669	04:39	0
Sun 11/13/2016	3,743	2,356	647	08:04	0
Mon 11/14/2016	2,680	1,142	717	04:33	0
Tue 11/15/2016	2,800	1,233	663	09:24	0
Wed 11/16/2016	2,507	703	656	06:35	0
Thu 11/17/2016	1,793	846	628	06:17	0
Fri 11/18/2016	2,407	1,367	533	06:01	0
Sat 11/19/2016	1,782	863	571	05:53	0
Sun 11/20/2016	1,658	596	527	05:58	0
Mon 11/21/2016	2,453	1,481	620	05:08	0
Tue 11/22/2016	2,278	1,268	524	06:50	0
Wed 11/23/2016	2,728	1,322	560	11:36	0
Thu 11/24/2016	1,459	569	612	07:02	0
Fri 11/25/2016	2,093	738	587	08:53	0
Sat 11/26/2016	1,734	655	659	07:53	0
Sun 11/27/2016	1,985	880	635	07:24	0
Mon 11/28/2016	2,056	671	670	07:29	0
Tue 11/29/2016	2,873	1,537	742	05:14	0
Wed 11/30/2016	2,178	945	696	06:55	0
Total	62,382	28,491	17,864	06:26	0

Table 4

Daily Activity (December 2 -30, 2016)

Date	Hits	Page Views	Visitors	Average Visit Length	Bandwidth (KB)
Fri 12/2/2016	2,427	1,309	638	06:41	0
Sat 12/3/2016	2,361	1,090	542	05:36	0
Sun 12/4/2016	1,672	802	548	05:31	0
Mon 12/5/2016	2,033	811	564	05:07	0
Tue 12/6/2016	2,643	1,570	623	05:30	0
Wed 12/7/2016	1,737	672	584	06:07	0
Thu 12/8/2016	2,231	896	696	04:05	0
Fri 12/9/2016	2,490	1,231	650	05:16	0
Sat 12/10/2016	3,553	2,071	467	06:43	0
Sun 12/11/2016	3,806	2,431	463	09:23	0
Mon 12/12/2016	2,991	647	758	03:31	0
Tue 12/13/2016	3,471	1,703	835	03:06	0
Wed 12/14/2016	3,209	1,772	933	02:45	0
Thu 12/15/2016	3,708	1,671	836	04:02	0
Fri 12/16/2016	2,056	770	759	03:46	0
Sat 12/17/2016	2,504	1,188	639	04:08	0
Sun 12/18/2016	3,517	1,719	661	04:55	0
Mon 12/19/2016	1,757	668	539	06:50	0
Tue 12/20/2016	1,624	618	618	05:01	0
Wed 12/21/2016	2,822	1,711	595	05:05	0
Thu 12/22/2016	2,360	1,446	609	05:54	0
Fri 12/23/2016	2,530	1,284	610	05:46	0
Sat 12/24/2016	2,401	1,312	504	07:21	0
Sun 12/25/2016	2,473	1,439	514	06:20	0
Mon 12/26/2016	2,434	1,248	492	06:43	0
Tue 12/27/2016	1,407	400	527	05:22	0
Wed 12/28/2016	2,724	1,202	608	12:15	0
Thu 12/29/2016	2,603	1,200	697	04:41	0
Fri 12/30/2016	2,116	940	653	05:13	0
Sat 12/31/2016	2,444	1,287	705	04:52	0
Total	76,104	37,108	18,867	05:23	0

Table 5

Activity by Hour of Day (Visitors) (November 1 -30, 2016)

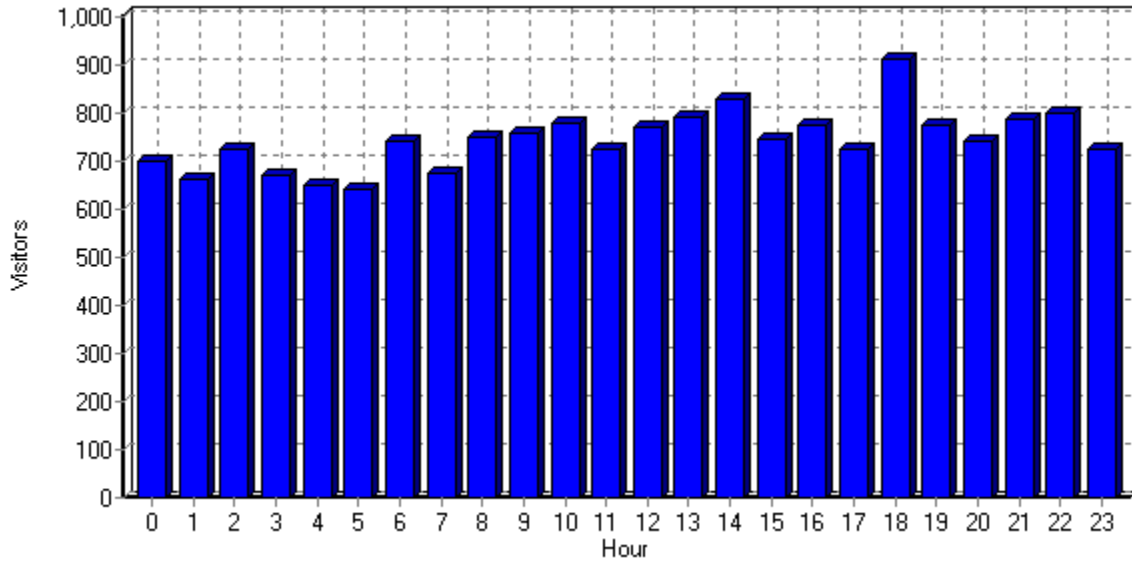


Table 6

Activity by Day of Week (November 1 -30, 2016)

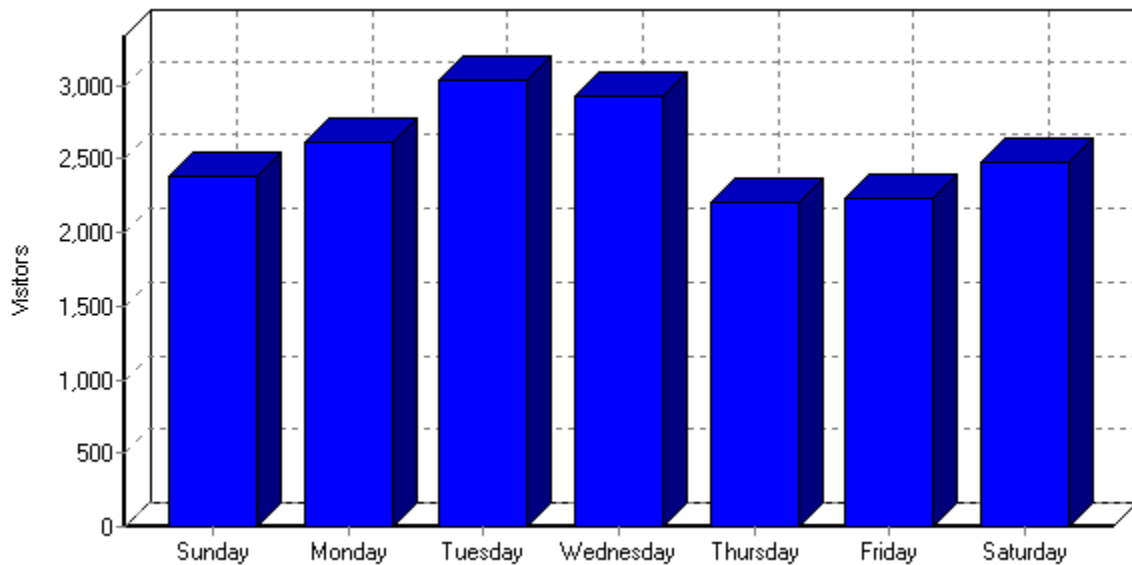


Table 7

Most Downloaded Files (November 1 -30, 2016)

	File	Hits	Incomplete Requests	Visitors	Bandwidth (KB)
1	Pound-Soc. juris. (1907).pdf	642	336	292	0
2	H. C. Bar Memorial 1993.pdf	408	3	245	0
3	Steffens- Shame of Mpls.pdf	238	38	175	0
4	Lawbreakers Redwood Cty.pdf	199	3	171	0
5	H. C. Bar Memorial 1989.pdf	145	0	138	0
6	Brandeis –Opportunity in Law.	172	9	137	0
7	Preemption Act of 1841.pdf	157	14	134	0
8	Jon. Hughes- Great Land Ord.	153	11	125	0
9	1863 Indian removal acts.pdf	134	3	120	0
10	Jon. Hughes- Great Land Ord.	132	0	110	0
11	McLeod County B. & Bar pdf	110	0	107	0
12	1863 Indian Removal Acts.pdf	111	3	103	0
13	Eugene M. Wilson.pdf	100	0	100	0
14	North-Rutten – NW Ord.pdf	95	7	88	0
15	Porter, Jerome-.pdf	102	0	77	0
16	Election Results 1858-2010.pdf	78	0	77	0
17	Wm. Lass- Dakota .pdf	76	0	76	0
18	H. C. Memorials (1982).pdf	69	0	69	0
19	HC 1994.pdf	77	3	69	0
20	Timber Culture Acts.pdf	68	4	64	0
21	H.C.-1987.pdf	71	1	63	0
22	Wright Cty B & B .pdf	66	1	63	0
23	Rogers on Severance.pdf	61	0	61	0
24	Territorial Map 1775 - 1920.pdf	71	6	61	0
25	Land Revision Act (1891).pdf	63	4	59	0
26	Doc. Terr. Sup. Ct. Part 2-A. pdf	58	1	57	0
27	H. C. Mem - 1978.pdf	57	0	57	0
28	Brown Cty B& B.pdf	56	0	56	0
29	Doc. Re Terr. Sup. Ct. 2-C. pdf	57	1	56	0
30	The Southwest Ordinance. pdf	54	0	53	0
31	Pound- Mech.J. (1908)-pdf	80	27	52	0
32	H.C. 1985.pdf	55	3	51	0
33	Briggs & Morgan-Book Rev.pdf	50	0	49	0
34	Corliss Memoir.pdf	53	4	48	0
35	Ives, Gideon S.pdf	48	0	47	0
36	Atty. Gen. Election Resuts-.pdf	47	0	47	0
37	Dorsett Case.pdf	51	3	46	0
38	H. C. Memorials 1992.pdf	52	6	46	0
39	Brown County (1935).pdf	49	2	45	0
40	1780 Resolution on Public Lands.pdf	46	0	45	0

41	Austin H. Young.pdf	44	0	44	0
42	Earl Larson.pdf	53	3	44	0
43	LeSueur Cty Bench & Bar.pdf	50	3	44	0
44	Murders in Watonwan Cty.pdf	45	0	44	0
45	Renville County B & B.pdf	44	0	43	0
46	H. C. Mem.(1982).pdf	43	1	41	0
47	Atty. Gen. Election Results pdf	40	0	40	0
48	<u>Houston Cty Cts & Lawyers</u>	44	2	40	0
49	Courts and Lawyers Mpls (1908)	38	0	38	0
50	County Crthouse Photos- Pt. 1.	39	1	38	0
	Subtotal	4,851	503	N/A	0
	Total	16,683	996	N/A	0

Table 8

Most Active Countries (November 1 -30, 2016)

	Country	Hits	Visitors	% of Total Visitors	Bandwidth (KB)
1	United States	30,720	7,215	40.39%	0
2	Unknown	22,143	4,540	25.41%	0
3	United Kingdom	4,942	4,392	24.59%	0
4	Germany	512	277	1.55%	0
5	Canada	483	243	1.36%	0
6	China	288	243	1.36%	0
7	Czechia	491	231	1.29%	0
8	France	985	156	0.87%	0
9	India	216	59	0.33%	0
10	Japan	80	53	0.30%	0
11	Italy	353	38	0.21%	0
12	Poland	118	34	0.19%	0
13	Romania	122	30	0.17%	0
14	Ukraine	77	26	0.15%	0
15	Netherlands	37	22	0.12%	0
16	Australia	61	20	0.11%	0
17	Uruguay	102	16	0.09%	0
18	Indonesia	32	14	0.08%	0
19	Spain	26	13	0.07%	0
20	Brazil	37	12	0.07%	0
21	Switzerland	13	12	0.07%	0
22	Philippines	20	12	0.07%	0
23	Russian Federation	22	11	0.06%	0
24	Hungary	20	10	0.06%	0

25	Malaysia	23	9	0.05%	0
26	Korea, Republic of	39	9	0.05%	0
27	Vietnam	11	9	0.05%	0
28	Turkey	36	8	0.04%	0
29	Belgium	17	8	0.04%	0
30	Portugal	11	7	0.04%	0
31	Sweden	15	7	0.04%	0
32	Slovakia	9	7	0.04%	0
33	Serbia	10	6	0.03%	0
34	Mexico	13	6	0.03%	0
35	Austria	22	5	0.03%	0
36	Norway	13	5	0.03%	0
37	Kuwait	45	5	0.03%	0
38	Kenya	8	4	0.02%	0
39	Venezuela	10	4	0.02%	0
40	New Zealand	10	4	0.02%	0
41	Lithuania	8	4	0.02%	0
42	Hong Kong	26	4	0.02%	0
43	Egypt	7	4	0.02%	0
44	Bulgaria	7	4	0.02%	0
45	Greece	6	3	0.02%	0
46	Oman	6	3	0.02%	0
47	Israel	6	3	0.02%	0
48	Chile	6	3	0.02%	0
49	Sri Lanka	7	3	0.02%	0
50	Singapore	5	3	0.02%	0
	Subtotal	62,276	17,816	99.73%	0
	Total	62,382	17,864	100.00%	0

Table 8
Most Active States (Visitors)
 (November 1 -30, 2016)

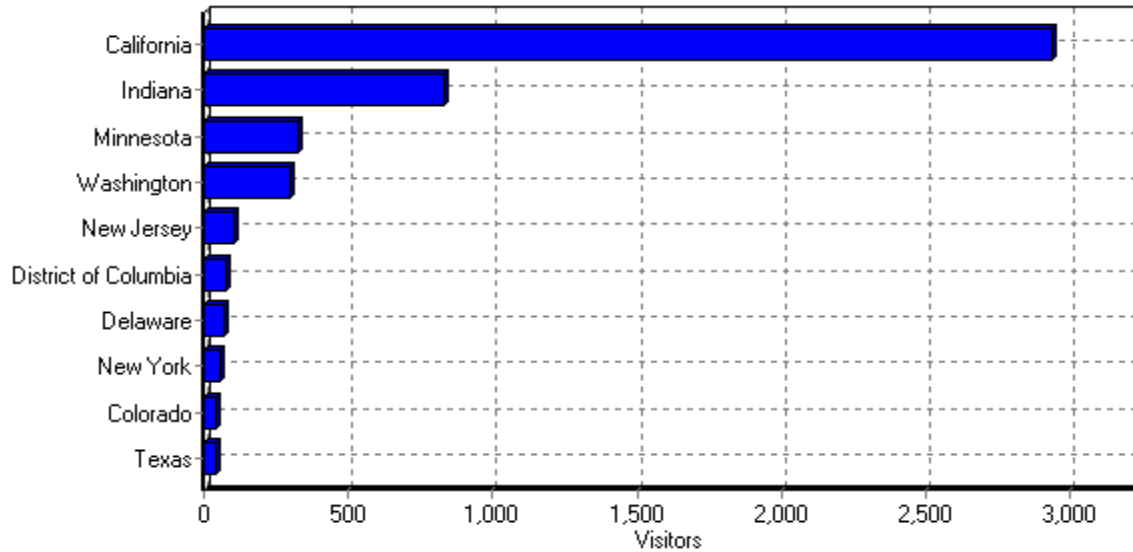


Table 9
Most Active States (Visitors)
 (November 1 -30, 2016)

	State	Hits	Visitors	Bandwidth (KB)
1	California	6,227	2,935	0
2	Indiana	2,175	829	0
3	Minnesota	5,553	326	0
4	Washington	579	298	0
5	New Jersey	1,622	105	0
6	District of Columbia	169	78	0
7	Delaware	112	71	0
8	New York	315	52	0
9	Colorado	110	42	0
10	Texas	76	39	0
11	Florida	50	33	0
12	Ohio	2,044	25	0
13	Wisconsin	82	23	0
14	Michigan	941	21	0
15	Illinois	37	19	0
16	Missouri	197	15	0
17	Pennsylvania	19	11	0
18	Massachusetts	21	11	0
19	Oregon	48	10	0
20	Georgia	31	10	0

21	Oklahoma	70	9	0
22	South Dakota	26	9	0
23	Arizona	17	8	0
24	North Carolina	13	8	0
25	North Dakota	16	7	0
26	Utah	12	7	0
27	Virginia	18	7	0
28	Maryland	17	6	0
29	Tennessee	15	6	0
30	Iowa	26	5	0
31	South Carolina	9	5	0
32	Kentucky	27	5	0
33	Kansas	8	4	0
34	Alabama	9	4	0
35	Idaho	4	3	0
36	Nebraska	25	3	0
37	Arkansas	12	3	0
38	Connecticut	5	2	0
39	Vermont	11	2	0
40	Maine	3	2	0
41	Louisiana	25	2	0
42	Mississippi	1	1	0
43	Wyoming	2	1	0
44	Hawaii	2	1	0
45	Montana	3	1	0
46	Nevada	3	1	0
	Total	20,787	5,065	0

Table 10
Most Active Cities (Visitors)
(November 1 -30, 2016)

	City	Hits	Visitors	Bandwidth (KB)
1	Alexandria, United Kingdom	4,330	4,267	0
2	Mountain View, California, United States	4,652	2,275	0
3	Indianapolis, Indiana, United States	2,163	819	0
4	Sunnyvale, California, United States	1,138	533	0
5	Medina, Washington, United States	486	275	0
6	Beijing, China	217	202	0
7	Ottawa, Canada	325	186	0
8	Minneapolis, Minnesota, United States	4,282	156	0
9	Kiez, Germany	270	139	0
10	Gunzenhausen, Germany	183	107	0
11	Paris, France	616	79	0
12	Washington, District of Columbia, United States	169	78	0

13	Wilmington, Delaware, United States	104	70	0
14	Mount Laurel, New Jersey, United States	428	69	0
15	Saint Paul, Minnesota, United States	439	57	0
16	Eden Prairie, Minnesota, United States	616	53	0
17	Simi Valley, California, United States	106	43	0
18	New Delhi, India	94	36	0
19	Shenzhen, China	33	33	0
20	Milan, Italy	342	33	0
21	Montreal, Canada	40	28	0
22	Bayonne, New Jersey, United States	278	22	0
23	Alchevsk, Ukraine	62	20	0
24	Kraków, Poland	89	20	0
25	Denver, Colorado, United States	66	17	0
26	Bucharest, Romania	93	15	0
27	Dallas, Texas, United States	24	14	0
28	Roubaix, France	36	13	0
29	Englewood, Colorado, United States	24	13	0
30	Jacksonville, Florida, United States	13	12	0
31	Oakland, California, United States	13	12	0
32	New York, New York, United States	148	12	0
33	White Plains, New York, United States	34	11	0
34	Seattle, Washington, United States	17	11	0
35	San Francisco, California, United States	32	10	0
36	Jakarta, Indonesia	24	10	0
37	Chicago, Illinois, United States	22	10	0
38	Aliso Viejo, California, United States	134	10	0
39	Concord, California, United States	40	10	0
40	Bloomington, Indiana, United States	10	9	0
41	Budapest, Hungary	18	9	0
42	Miamisburg, Ohio, United States	1,995	9	0
43	Orlando, Florida, United States	17	9	0
44	Hanoi, Vietnam	11	9	0
45	Boulogne, France	63	8	0
46	Warsaw, Poland	17	8	0
47	Amsterdam, Netherlands	13	8	0
48	Moscow, Russian Federation	19	8	0
49	Ann Arbor, Michigan, United States	12	8	0
50	Oklahoma City, Oklahoma, United States	69	8	0
	Subtotal	24,426	9,873	0
	Total	28,812	10,656	0

=M=